


POWER PACK

**ONE FOR ALL,
ALL FOR ONE**



aquajet.se

ALL INCLUSIVE ALL THE WAY


Our Power Pack is a high-pressure unit, specially designed for all types of Hydrodemolition applications. On the outside it may look like a basic metal container, but on the inside it's a completely different thing. A Power Pack is state of the art engineering and everything you'll ever need for your Hydrodemolition contracts in one place.

Our standard packs are way more than just motors and pumps inside containers. They provide easy handling for your robot, accessories, tools and other necessary equipment. Furthermore they require minimum space at the construction site and are cost effective in both transport

and set-up time. Think of it like a racing garage with all the good stuff.

KICKSTART YOUR DAY

Aquajet's standard Power Packs are available in multiple versions: PP-250, PP-400 and PP-700. All versions have powerful diesel engines, high-pressure pumps and built-in diesel tanks assembled on heavy-duty welded steel frames. To operate a power pack you only need fuel and water supply. No external electric supply is required.



▶ Read more about this Power Pack at aquajet.se



FEATURES AND BENEFITS

// ENGINE, PUMP AND FRAME

We use Volvo diesel engines (315-515 kW/1800 rpm) for all our Power Packs. Engines from other manufacturers are optional and can be installed with specific requirements. The base frame is installed on vibration isolators. All pipes and fittings surrounding the engine area are made from stainless steel and none corrosive material.

// FLEXIBLE COUPLING

The diesel engine and the high-pressure pump are connected by means of a flexible coupling.

// INLET AND OUTLET

Water inlet and outlet situated at the same place.

// REMOTE CONTROL SYSTEM

Our Power Packs features a remote control system with pressure on/off switch and emergency stop. When the remote control is switched to off position the system will depressurize the pump and high pressure hose and reduce the engine rpm to low idle.

// CLEAN AND RIGID DESIGN

The container is sound insulated with a double door on the right side and double rear doors. You can equip the container with a "Roll off" frame, for easy on/off truck loading and transport.

// STORAGE AND WORKBENCH

Every Power Pack has a built-in workbench with vice and a storage room for spare parts. A power pack also features a 24 V electric system for lighting (7 lights with LED).

Movable heavy hooks for storing of HP-hoses and cables.

// CATALYTIC CONVERTER

The muffler with catalytic converter is mounted inside the container to reduce the noise level.

// STAINLESS STEEL BOOSTER

A stainless steel booster pump is mounted between the water tank and the high-pressure pump to provide adequate inlet pressure.

// ROBOT INSIDE POWER PACK

All our 410 and 710 robots will fit into our 23' Power Packs. All in one package ready to go to the worksite and no need for an extra trailer. Robot is also protected from unauthorized intrusion inside the power pack during the night.

// REVO CONTROL SYSTEM

Our REVO Control system features all the functions you need to control and monitor the Power Pack. The system is safe and user friendly. Parameters are easily set on the graphic colour display with iconic multi-language operator's instructions.

// WATER FILTER, WATER TANKS CENTRIFUGE, AIR BLEEDING

A bag type water filter prevents dirt particles from entering the system and pump. A booster pump is mounted between the stainless water tank and the high-pressure pump to provide adequate inlet pressure.

Special design water tank that centrifuges away air bubbles from the water, with level sensing and temperature control.

Automatic air bleeding (without bleeding valves).


// AUTOMATIC ROOF HATCHES

All Power Packs have automatically operated hydraulic roof hatches for engine cooling, with automatic locking system.

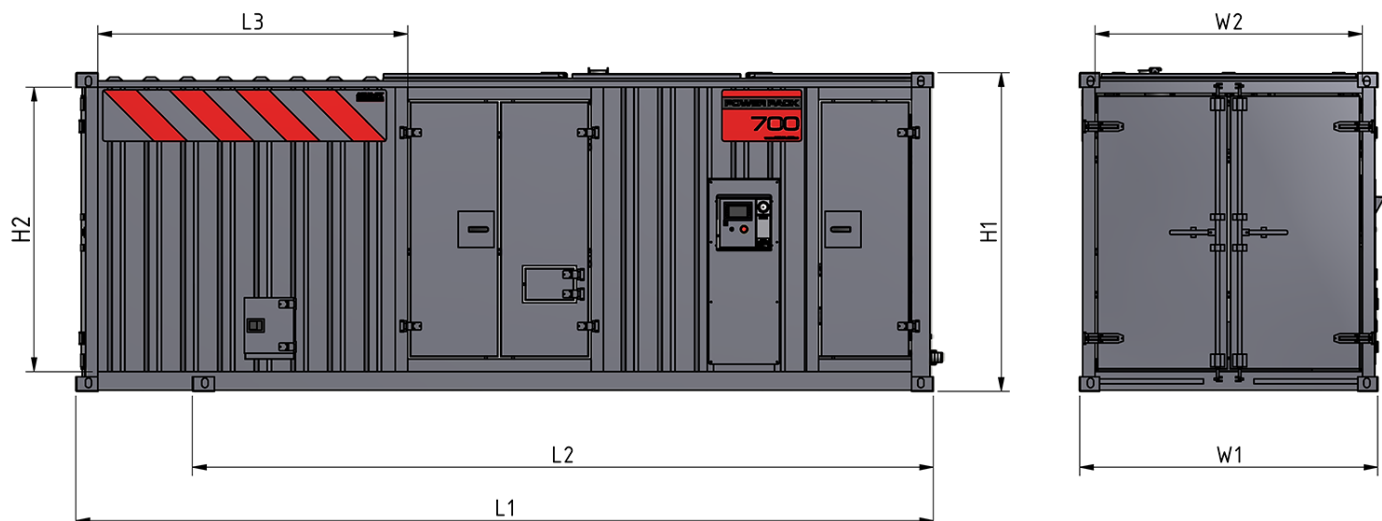
// OPTIONAL EQUIPMENT

- Double water filters that can be cleaned during operation.
- Radio remote control that can be docked with the robots remote control.
- Electric kit: Power inlet/outlet, battery charging system.
- Wall between engine compartment and workshop.
- Spark arrestor.
- Shut-down valve (gas alert valve).

aquajet.se



PRODUCT FACTS



// TECHNICAL DATA

POWER PACK 250

POWER PACK 400

POWER PACK 700

Pressure	14 500 psi/1000 bar *	16 700 psi/1150 bar *	14 500 psi/1000 bar *
Flow	99 l/min (26,2 US Gal/min) *	132 l/min (34,9 US Gal/min) *	261 l/min (69 US Gal/min) *
Tank volume	820 l (217 US Gal)	820 l (217 US Gal)	925 l (225 US Gal)
Approx. Weight	7 800-8 400 kg (17 200-18 520 lb)	8 800-9 400 kg (19 400-20 720 lb)	10 800-11 400 kg (23 810-25 130 lb)
Noise level	67-76 dB	69-77 dB	72-81 dB
Length (L1)	7,010 m (ISO 23')	7,010 m (ISO 23')	7,010 m (ISO 23')
Length (L2)	6,058 m (ISO 20')	6,058 m (ISO 20')	6,058 m (ISO 20')
Cargo length 23' (L3)	3, 400 m (11.2')	2,970 m (9,7')	2,700 m (8,9')
Cargo length 20' (L3)	2,450 m (8')	2,020 m (6,6')	1,750 m (5,7')
Width (W1)	2,438 m (ISO 8')	2,438 m (ISO 8')	2,438 m (ISO 8')
Inner width (W2)	2,185 m (7,2')	2,185 m (7,2')	2,185 m (7,2')
Height (H1)	2,591 m (ISO 8,5')	2,591 m (ISO 8,5')	2,591 m (ISO 8,5')
Inner height (H2)	2,308 m (7,6')	2,308 m (7,6')	2,308 m (7,6')

// COMPATIBLE PRODUCTS

AQUA CUTTER 410A
AQUA CUTTER 410V Tunnel kit
AQUA CUTTER 710H
AQUA CUTTER 710V
AQUA SPINE
AQUA FRAME

// OTHER POWER PACKS

POWER PACK ECOSILENCE
POWER PACK Skid mounted

* Other pressures and flows
are available upon request



RELIABLE AND EASY SERVICE

Clean and open design around the engine and pump provides unrivalled ease of access for both daily maintenance jobs such as checking oil levels, and periodic service jobs such as oil and filter changes. This means less downtime with maintenance work and more time for actual work.

PORTABLE GARAGE

The Power pack also serve as a portable racing garage for your robot and tools. Basically everything you'll ever need for your contracts – in one place.